
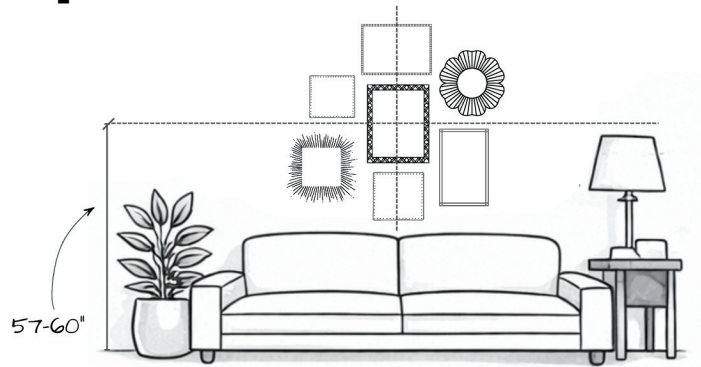


Gallery Wall: Three Tips to Nail the Look



Center Line Method



Central Anchor Method

1. Start with Your Largest Piece


Place your biggest frame & center the whole arrangement at 57-60" from the floor.

2. Keep Spacing Even

Leave 2-3" of space between each frame for a clean, polished look.

3. Mix, Match & Ground It

Use different sizes, colors, and textures, but keep heavier pieces lower to balance the wall.



Layout examples showing varying sizes, shapes, textures & symmetry.

Want help planning your layout? Bring photos or frames into Furniture Mall – we'll sketch it with you.